



University of Tennessee Playbook – New Receivers  
2007

Welcome to the University of Tennessee. We are committed to developing your athletic skills and making you an integral part of our football history.

Before we begin, answer the following question to determine your starting point:

During recruiting, were you promised a spot at receiver?

If your answer is 'YES', please skip ahead to page 4.

If your answer is 'NO', please turn to page 3.

Please close this book and see Coach Chavis and/or Coach Slade immediately.

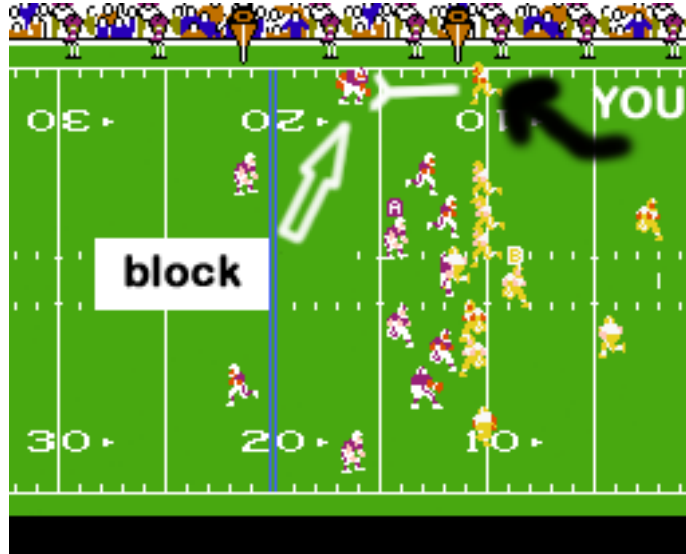
Great, you are committed to continuing the tradition of  
'Wide Receiver U'!

By working to memorize the information contained herein,  
along with working like heck on the practice field, you will  
ensure this in your future:

(turn page)



Let's begin. As an incoming player, your primary play will be the following:

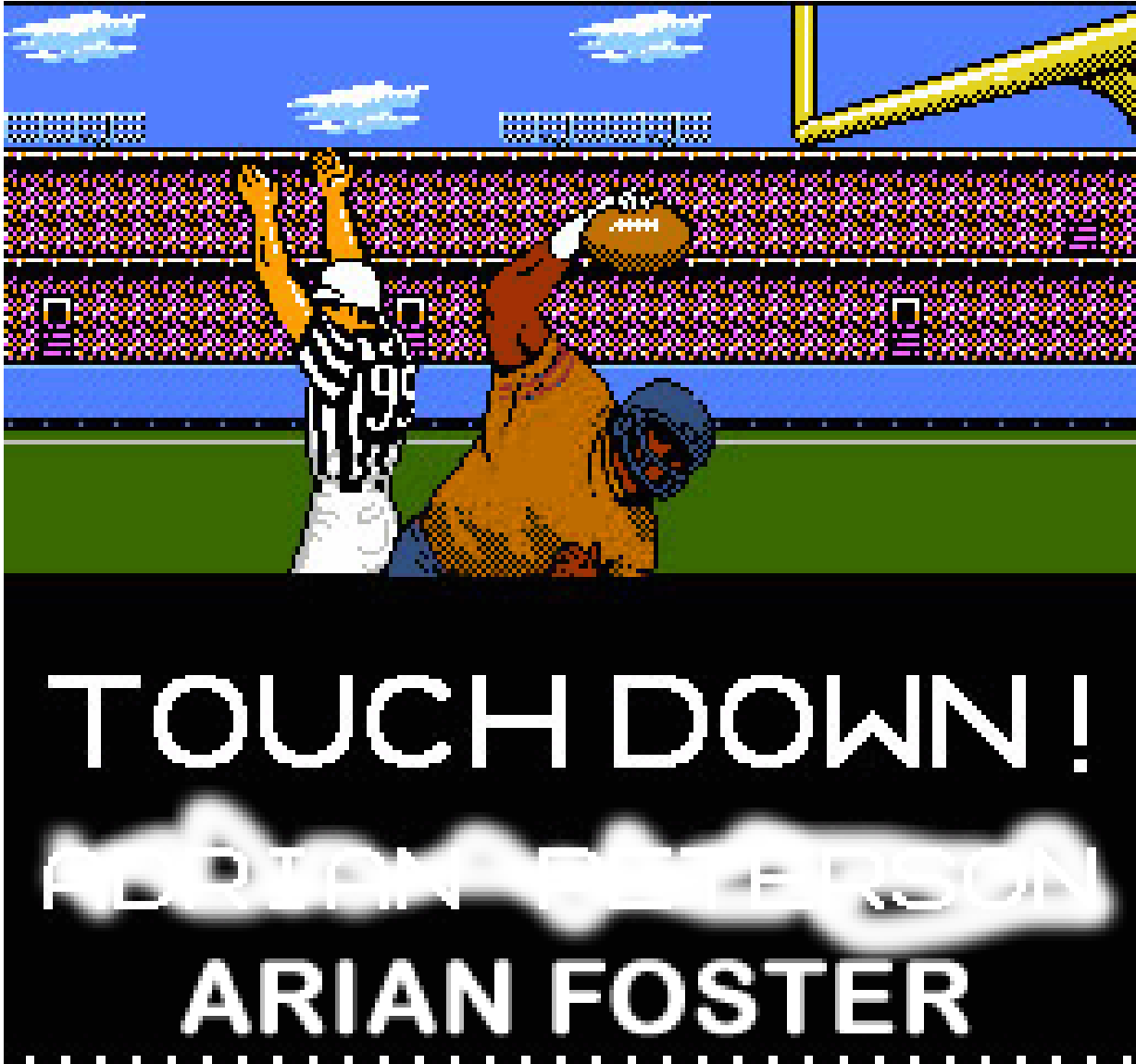


Note the black arrow....This is you. Note the defender.....you will block him. Run a short 'decoy' route, then immediately lock up with your defender when the ball is released.

The importance of your blocking cannot be emphasized enough. You executing your block correctly is the difference between this.....



.....and this.....



Give him 6!!!!!!!

Once again.....executing your blocks correctly is the difference between this.....



And this.....



Taste the Sugar, baby!

## More Plays

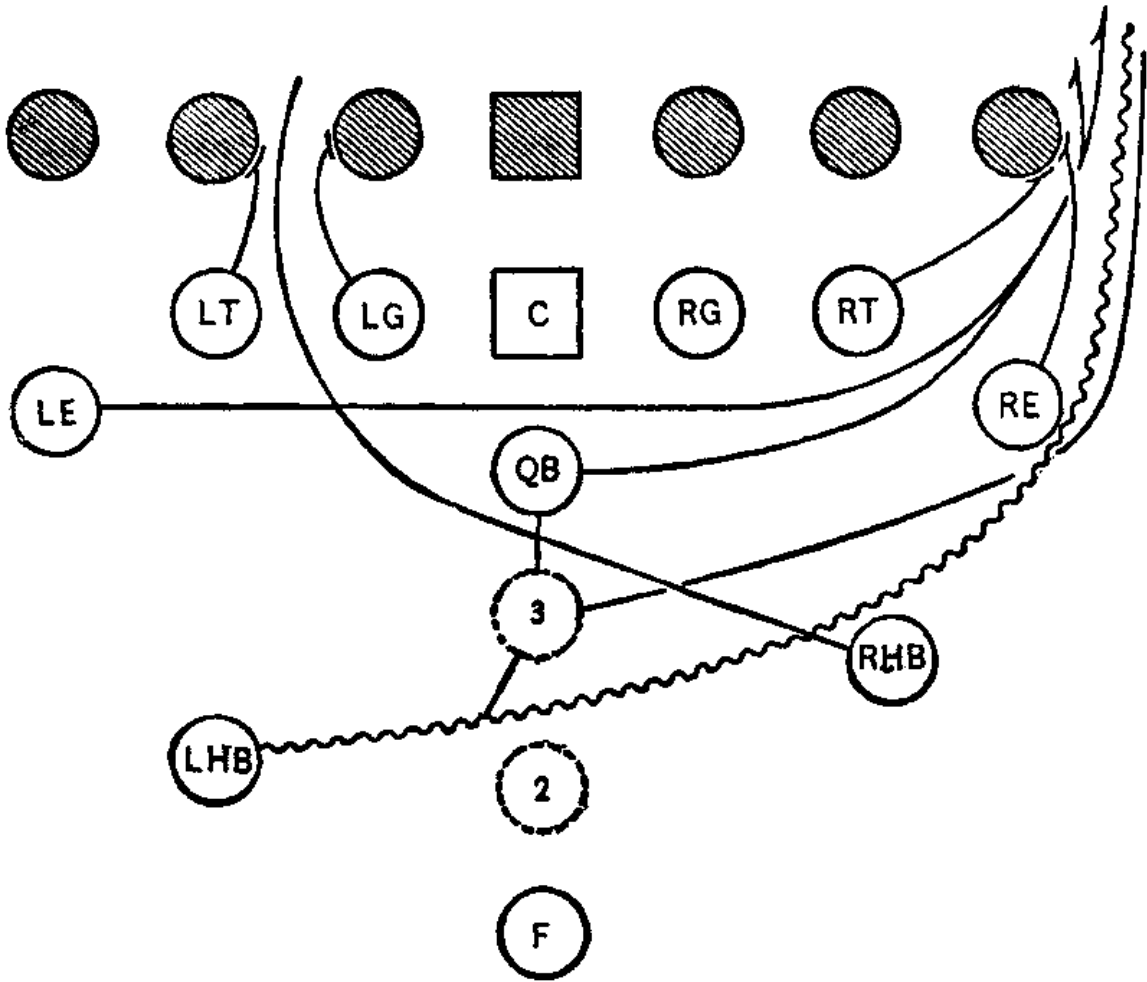
Beyond your typical roll as downfield blocker, you will be required to understand the following plays from our playbook:



Run 1: This is the bread and butter of our offense. This play relies on the cat-like quickness and titanesque power of our offensive linemen to wear down the defense. This play usually nets 1 to 2 yards.



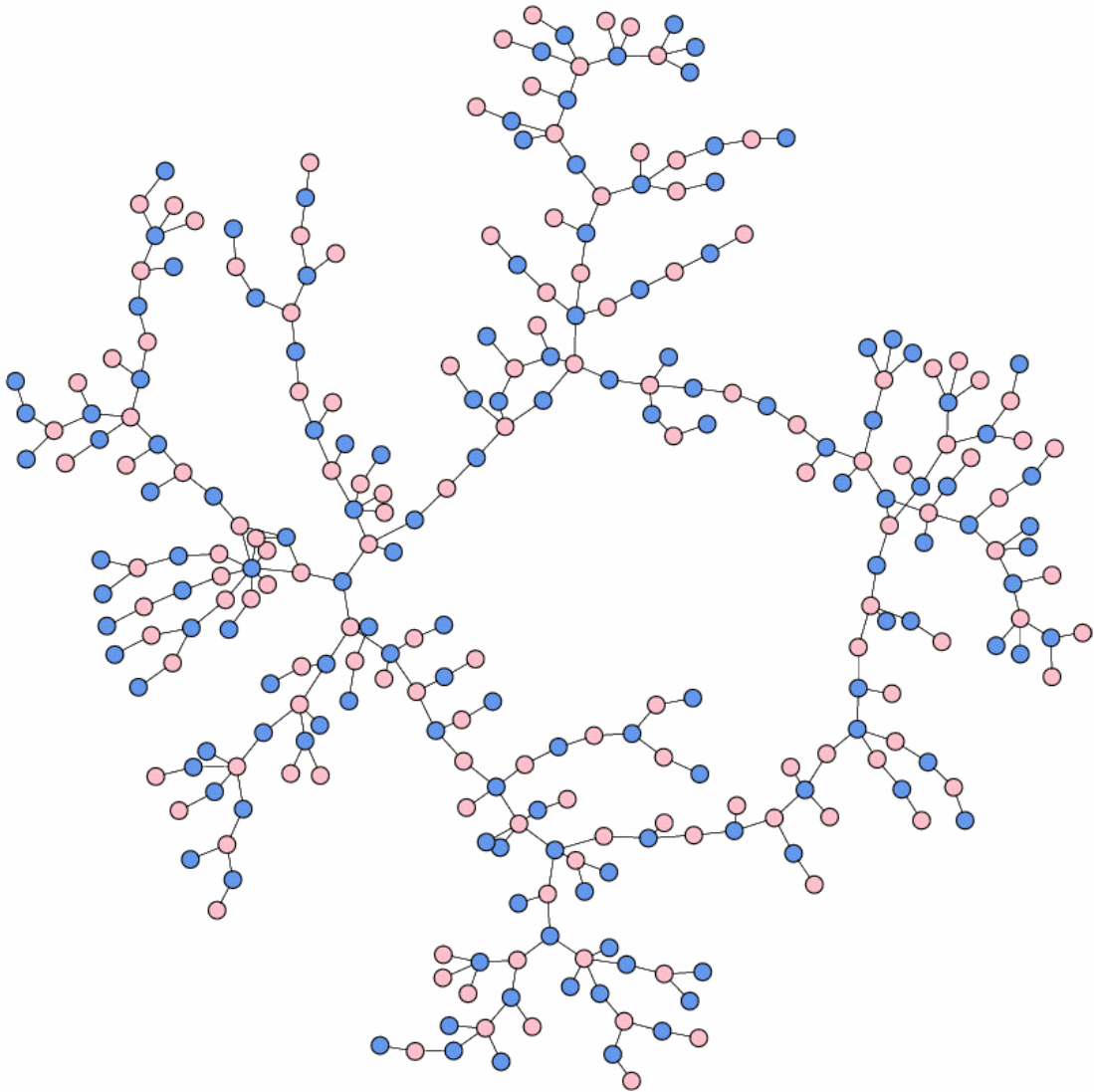
Run 2: This deceptive little ditty relies on our WR (but not you, rook.....you will be the circle on the right blocking) to receive the handoff and take it to the house. This usually ends up in a fumble.



Run 3: Don't worry about the specifics of this play. Just know that you will be blocking the guy in front of you.



23 Breakdown: This play speaks for itself. We will rely on it early and often. Be Ready!



?????: This play was found in Coach Sanders' desk after he left. We think this is what was signaled in during the 2004 Notre Dame disaster. If you have any idea what is going on here, please see Coach Fulmer immediately with an explanation ready



78 Pass Blue: Once again, don't worry about the complexities.....you just block the guy in front of you, rook.

## **Defensive Alignments**

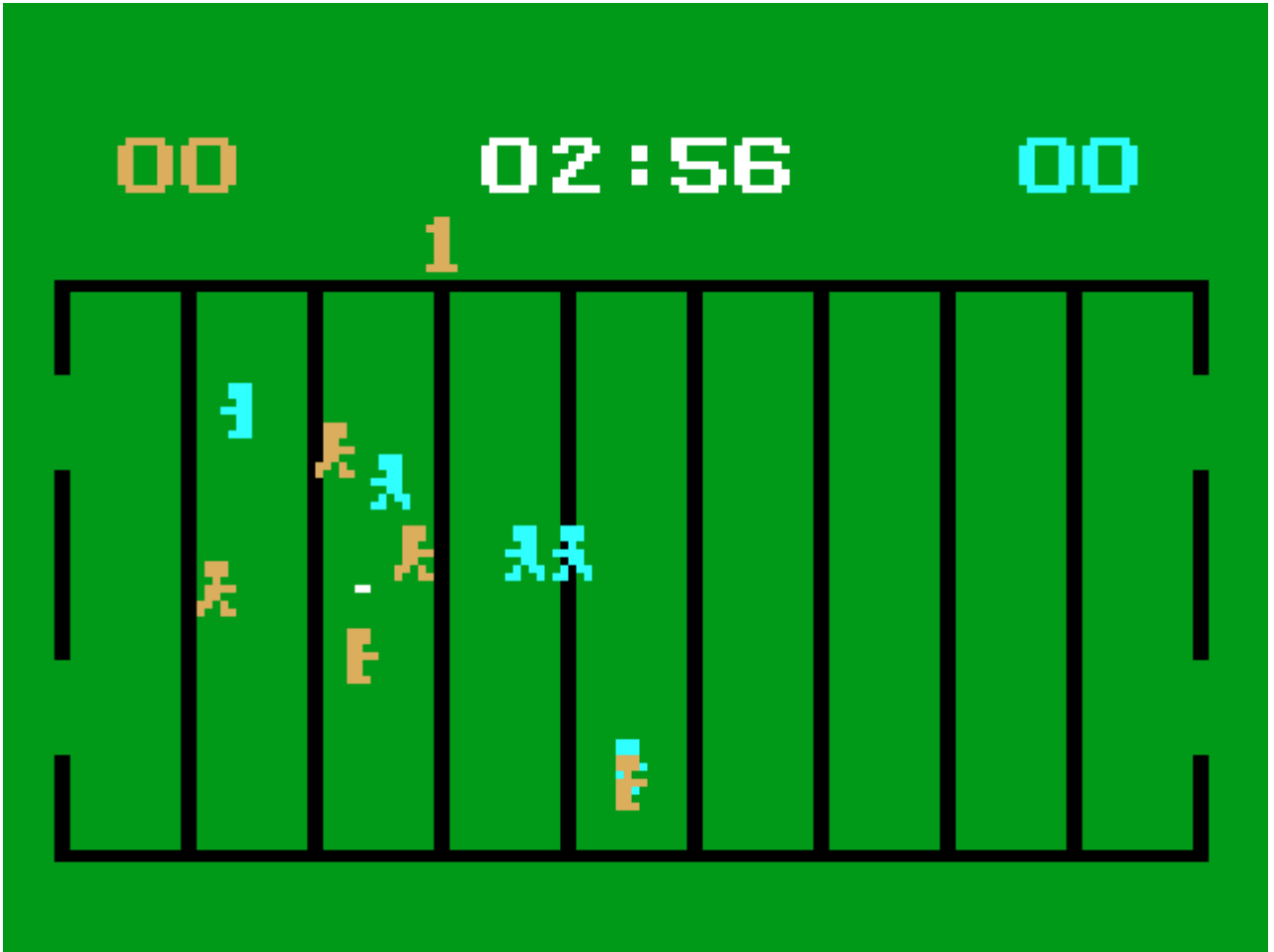
A defenses job is to confuse and attack the offense with multiple fronts. Please study and understand the following defensive alignments. Understanding our opponent's strategy is of utmost importance.



4-1



3-3



4-1 Zone Blitz

## Volunteer Terminology

You must learn the specific terminology that the Tennessee Volunteers use to describe the basic positions and responsibilities of football. Learning this terminology is critical, otherwise you will feel lost on the practice field.

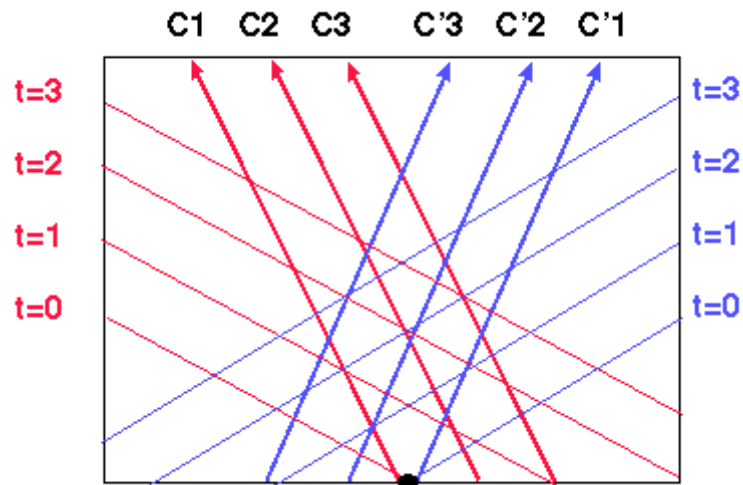
Please study and memorize the following terminology diagram. It's really not that difficult once you get down to it:



There. Now you are an expert.

## Route Trees

Although you are expected to know these before arriving, we'll very briefly cover the route progressions you are responsible for. Your route adjustments are simply based on the quarterback's cadence tempo. Simply put, they amount to this diagram:



Per 'athletic standards', the difference between the adjustment variances for the x, y, and z positions is determined by the quarterbacks forearm to femur angle before the snap.

## BONUS SECTION:

Your future as a team captain.

Should your success at UT earn you the role of team captain, you will be responsible for the teams role on the initial drive of each half. Please be familiar with the following responsibilities:



- always call 'Tails'
- if you win the toss, say 'We Defer'
- if you lose the toss, say 'We Defer' hoping to confuse the official
- as a last resort, pray that the other team elects to receive

## Wrapping It Up:

This comprehensive guide should be sufficient to prepare you to take the field as a Tennessee Volunteer. It is your responsibility to study this guide and memorize your responsibilities. If you do not do so, per the pucker factor, Coach Fulmer will not put you on the field.

Remember, come the middle of the season, you don't want to be looking forward to this day.....



.....when you could be looking forward to this day:



GBO!

Playbook courtesy of the Talking Fulmer:

<http://www.2-quick.com>